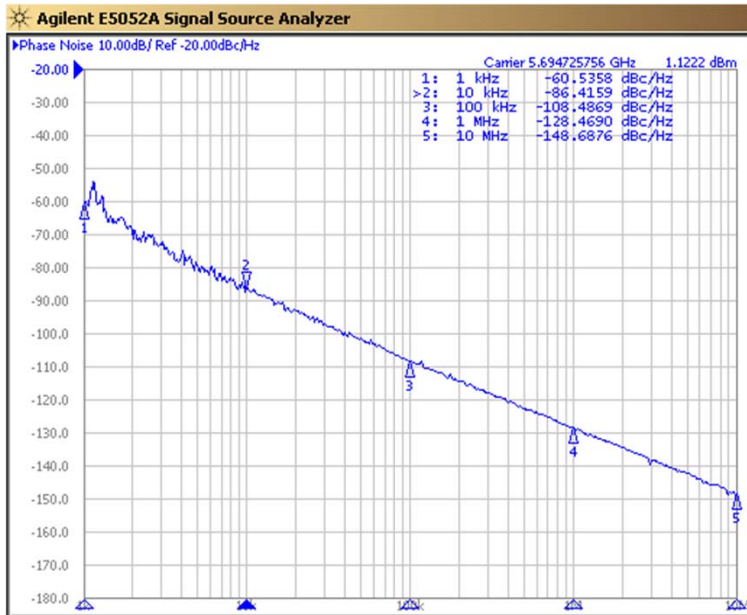


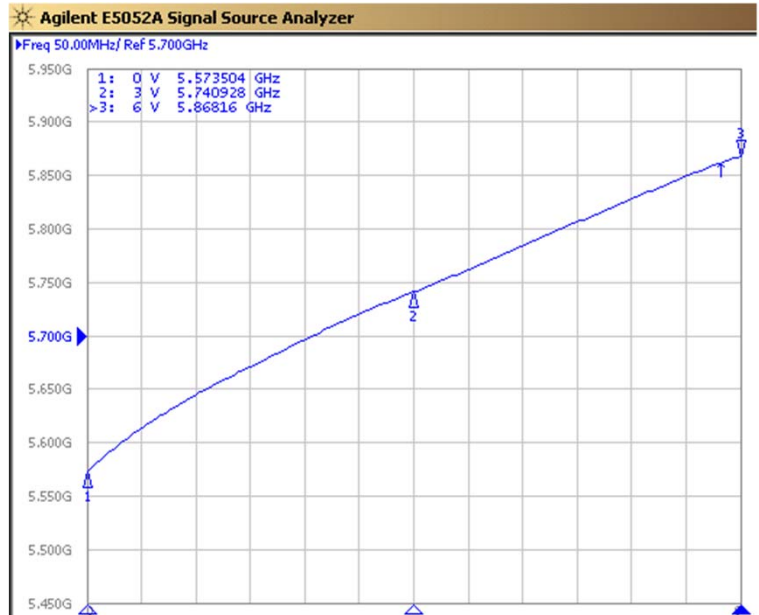


PERFORMANCE SPECIFICATION	MIN	TYP	MAX	UNITS
Lower Frequency:			5600	MHz
Upper Frequency:	5800			MHz
Tuning Voltage:	0		6.0	VDC
Supply Voltage:	4.75	5.0	5.25	VDC
Output Power:	-3.0	0	+3.0	dBm
Supply Current:		37	40	mA
Harmonic Suppression (2 nd Harmonic):		-22		dBc
Pushing:		5.0	10.0	MHz/V
Pulling, all Phases:		30.0	50.0	MHz pk-pk
Tuning Sensitivity:		125		MHz/V
Phase Noise @ 10kHz offset:			-80	dBc/Hz
Phase Noise @ 100kHz offset:		-107		dBc/Hz
Load Impedance:		50		Ω
Input Capacitance:			15	pF
Operating Temperature Range:	-40		+85	$^{\circ}$ C
Storage Temperature Range:	-45		+90	$^{\circ}$ C

Phase Noise (1 Hz BW, Typical)

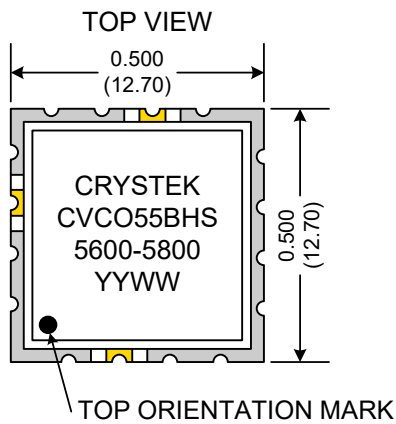
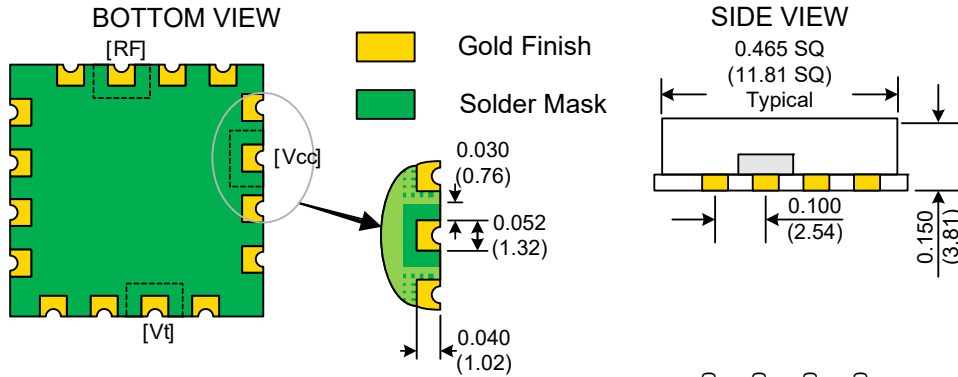


Tuning Curve (Typical)



Product Control:

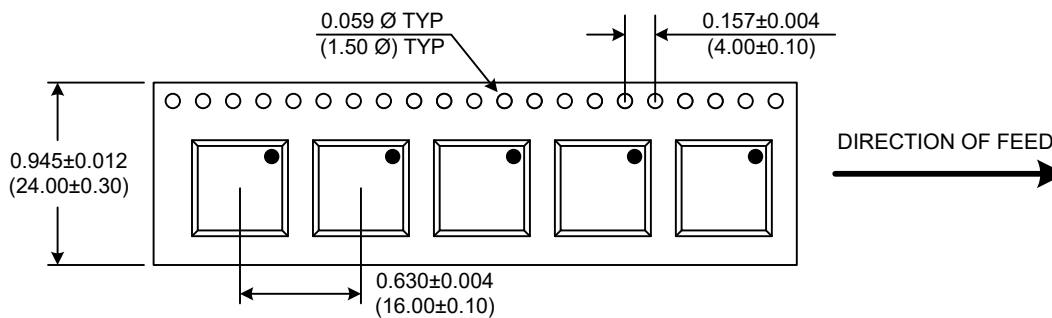
Crystek Part Number:	CVCO55BHS-5600-5800	Release Date:	14-Sep-2021
Revision Level:	F	Responsible:	C. Vales



Pad	Connection
2	Vt
10	RF-OUTPUT
14	Vcc
Others	GROUND

- Unless otherwise specified, Dimensions are in: $\frac{IN}{(mm)}$
- Pad Location Dimensions are in: Inches

TAPE AND REEL



Drawing not to scale

Product Control:

Crystek Part Number:	CVCO55BHS-5600-5800	Release Date:	14-Sep-2021
Revision Level:	F	Responsible:	C. Vales

Crystek Corporation reserves the right to make changes to its products and/or information contained herein without notice. No liability is assumed as a result of its use or application.