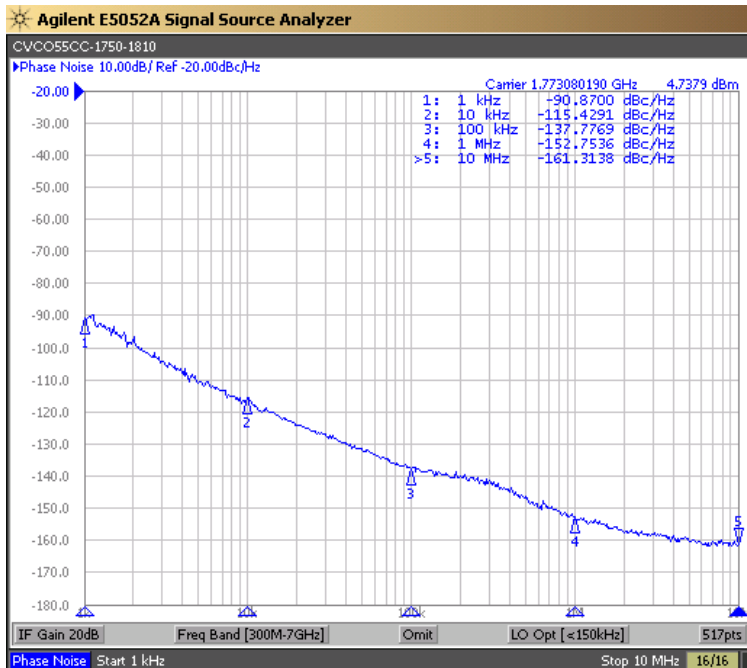


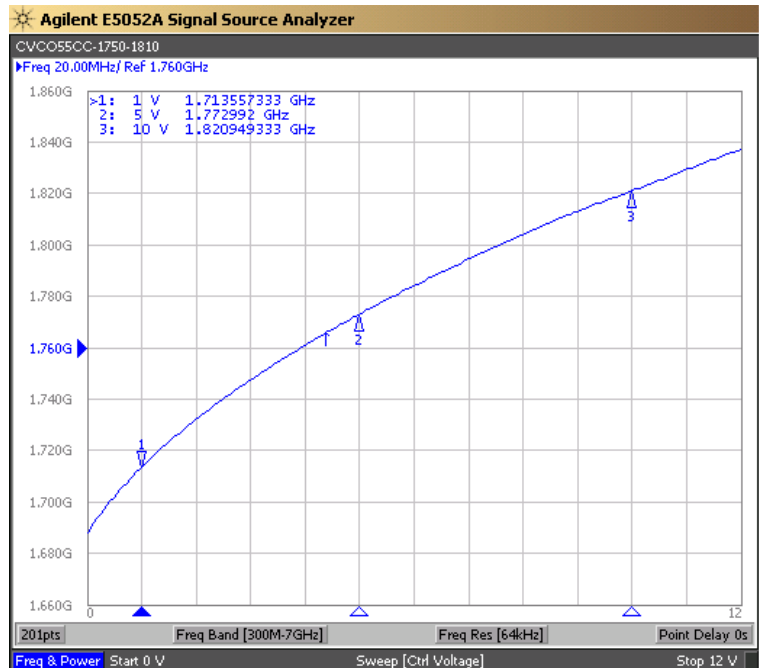


PERFORMANCE SPECIFICATION	MIN	TYP	MAX	UNITS
Lower Frequency:			1750	MHz
Upper Frequency:	1810			MHz
Tuning Voltage:	1.0		10.0	VDC
Supply Voltage:	7.6	8.0	8.4	VDC
Output Power:	+1.0	+4.0	+7.0	dBm
Supply Current:			35	mA
Harmonic Suppression (2 <sup>nd</sup> Harmonic):		-15		dBc
Pushing:		1.5		MHz/V
Pulling, all Phases:		3.0		MHz pk-pk
Tuning Sensitivity:		12		MHz/V
Phase Noise @ 10kHz offset:		-115		dBc/Hz
Load Impedance:		50		$\Omega$
Input Capacitance:			22	pF
Operating Temperature Range:	-40		+85	$^{\circ}\text{C}$
Storage Temperature Range:	-45		+90	$^{\circ}\text{C}$

Phase Noise (1 Hz BW, Typical)

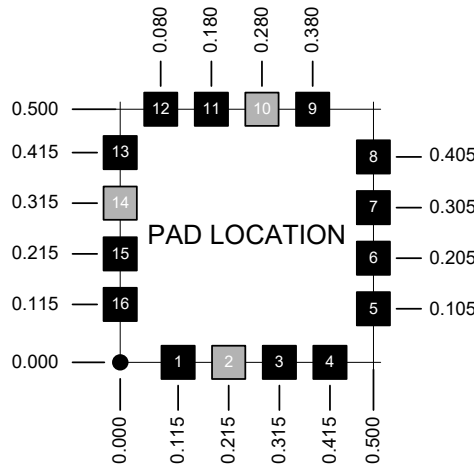
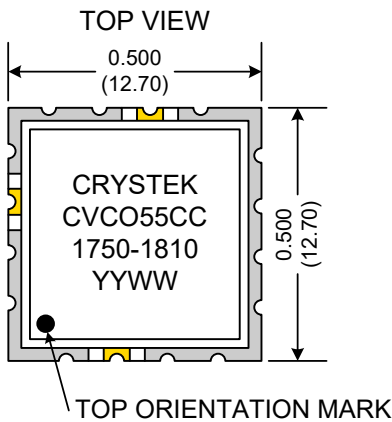
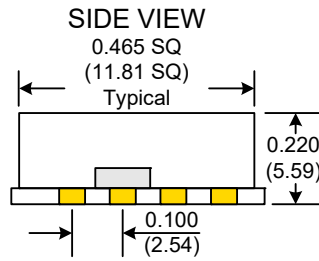
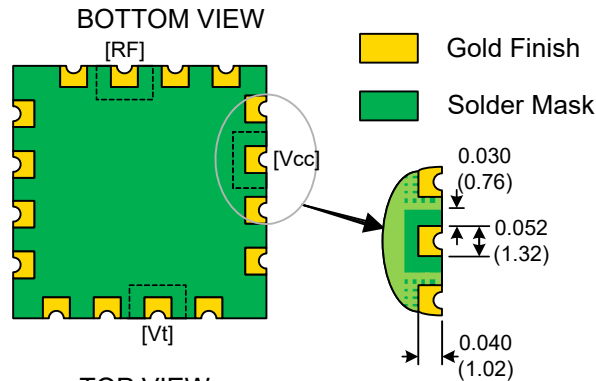


Tuning Curve (Typical)



**Product Control:**

Crystek Part Number:	CVCO55CC-1750-1810	Release Date:	02-Apr-2020
Revision Level:	C	Responsible:	C. Vales



Pad	Connection
2	Vt
10	RF-OUTPUT
14	Vcc
Others	GROUND

- Unless otherwise specified, Dimensions are in:  $\frac{IN}{(mm)}$
- Pad Location Dimensions are in: Inches

**TAPE AND REEL**



Drawing not to scale

**Product Control:**

Crystek Part Number:	CVCO55CC-1750-1810	Release Date:	02-Apr-2020
Revision Level:	C	Responsible:	C. Vales

Crystek Corporation reserves the right to make changes to its products and/or information contained herein without notice. No liability is assumed as a result of its use or application.