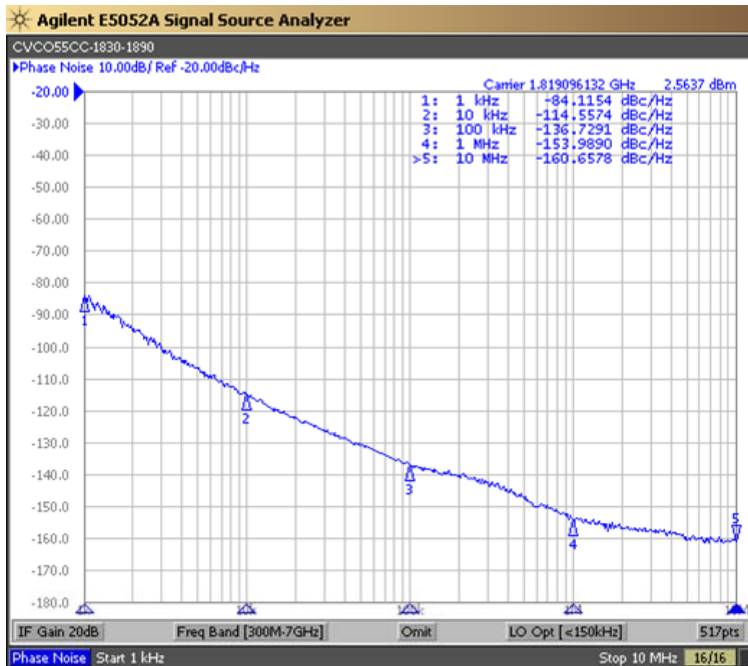


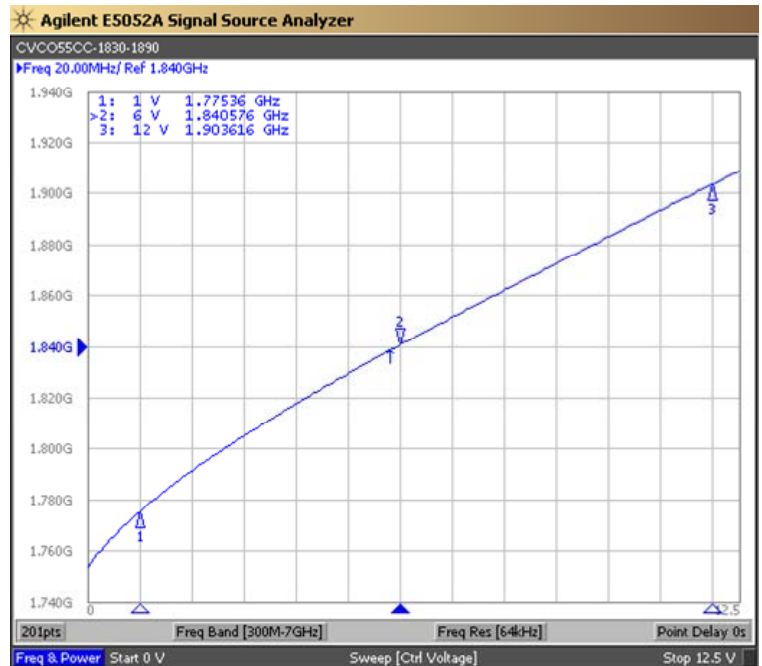


PERFORMANCE SPECIFICATION	MIN	TYP	MAX	UNITS
Lower Frequency:			1830	MHz
Upper Frequency:	1890			MHz
Tuning Voltage:	1.0		12.0	VDC
Supply Voltage:	7.6	8.0	8.4	VDC
Output Power:	0	+3.0	+6.0	dBm
Supply Current:			30	mA
Harmonic Suppression (2 <sup>nd</sup> Harmonic):		-15	-10	dBc
Pushing:		1.0		MHz/V
Pulling, all Phases:		3.0		MHz pk-pk
Tuning Sensitivity:		10		MHz/V
Phase Noise @ 10kHz offset:			-115	dBc/Hz
Phase Noise @ 100kHz offset:			-135	dBc/Hz
Load Impedance:		50		$\Omega$
Input Capacitance:			27	pF
Operating Temperature Range:	-40		+85	$^{\circ}$ C
Storage Temperature Range:	-45		+90	$^{\circ}$ C

Phase Noise (1 Hz BW, Typical)



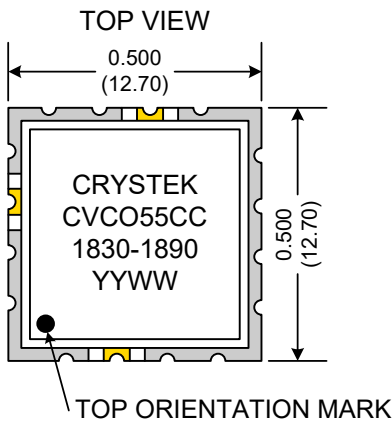
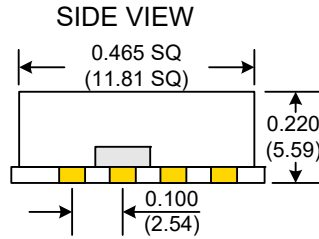
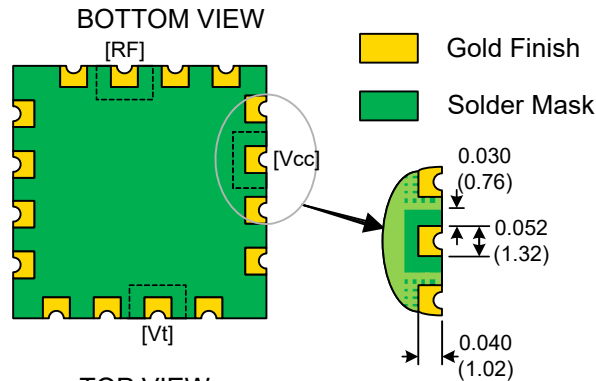
Tuning Curve (Typical)



**Product Control:**

Crystek Part Number:	CVCO55CC-1830-1890	Release Date:	22-Feb-2018
Revision Level:	B	Responsible:	C. Vales

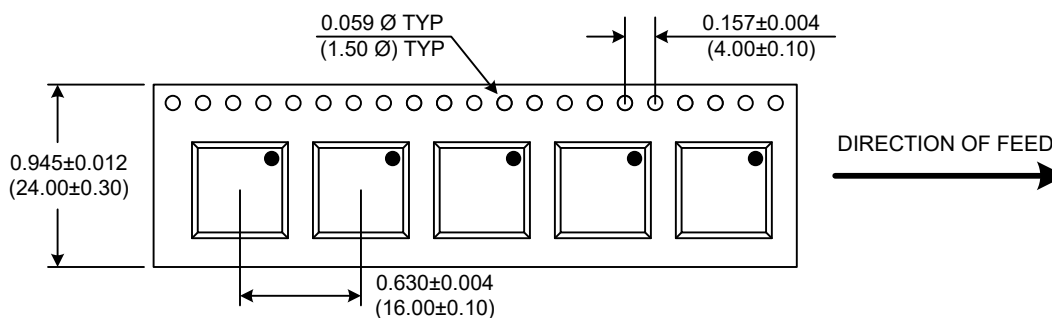




Pad	Connection
2	Vt
10	RF-OUTPUT
14	Vcc
Others	GROUND

- Unless otherwise specified, Dimensions are in:  $\frac{IN}{(mm)}$
- Pad Location Dimensions are in: Inches

**TAPE AND REEL**



Drawing not to scale

**Product Control:**

Crystek Part Number:	CVCO55CC-1830-1890	Release Date:	22-Feb-2018
Revision Level:	B	Responsible:	C. Vales

Specification is subject to change without notice

Page 2 of 2