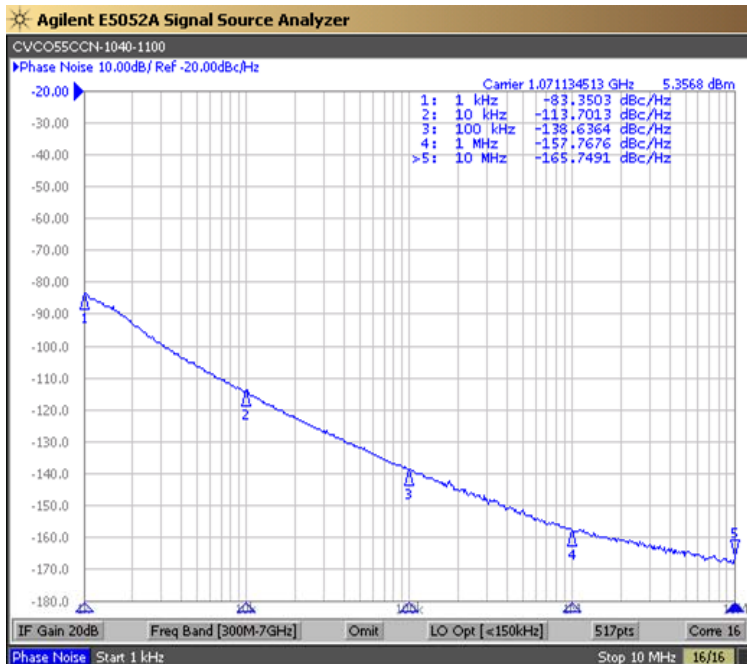


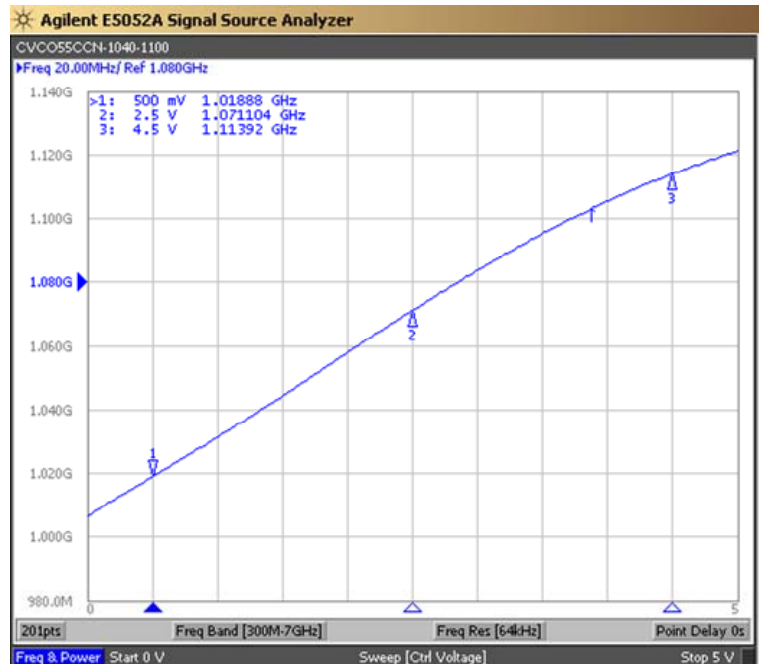


PERFORMANCE SPECIFICATION	MIN	TYP	MAX	UNITS
Lower Frequency:			1040	MHz
Upper Frequency:	1100			MHz
Tuning Voltage:	0.5		4.5	VDC
Supply Voltage:	4.75	5.0	5.25	VDC
Output Power:	+1.5	+4.0	+6.5	dBm
Supply Current:		18	25	mA
Harmonic Suppression (2 <sup>nd</sup> Harmonic)		-25		dBc
Pushing:		0.5	1.2	MHz/V
Pulling, all Phases:		0.5	1.0	MHz pk-pk
Tuning Sensitivity:		63		MHz/V
Phase Noise @ 10kHz offset:		-114	-108	dBc/Hz
Phase Noise @ 100kHz offset:		-138	-129	dBc/Hz
Load Impedance:		50		$\Omega$
Input Capacitance:		52		pF
Operating Temperature Range:	-40		+85	$^{\circ}\text{C}$
Storage Temperature Range:	-45		+90	$^{\circ}\text{C}$

Phase Noise (1 Hz BW, Typical)



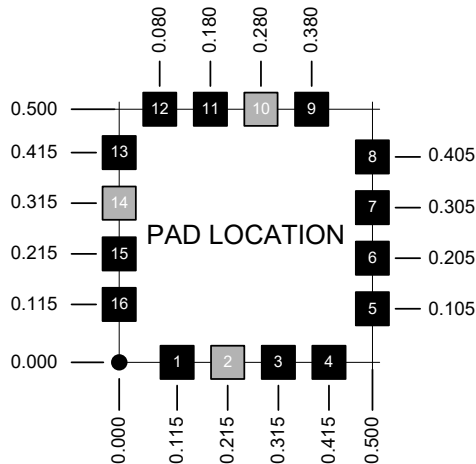
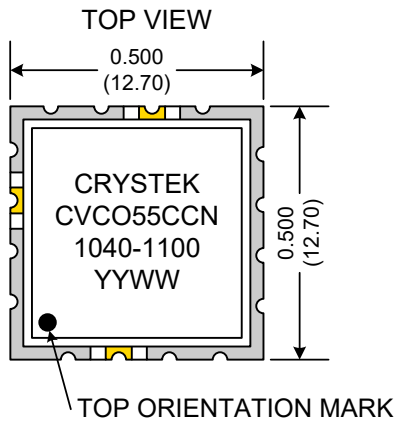
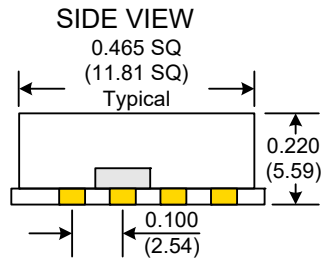
Tuning Curve (Typical)



**Product Control:**

Crystek Part Number:	CVCO55CCN-1040-1100	Release Date:	09-Sep-2020
Revision Level:	A	Responsible:	C. Vales

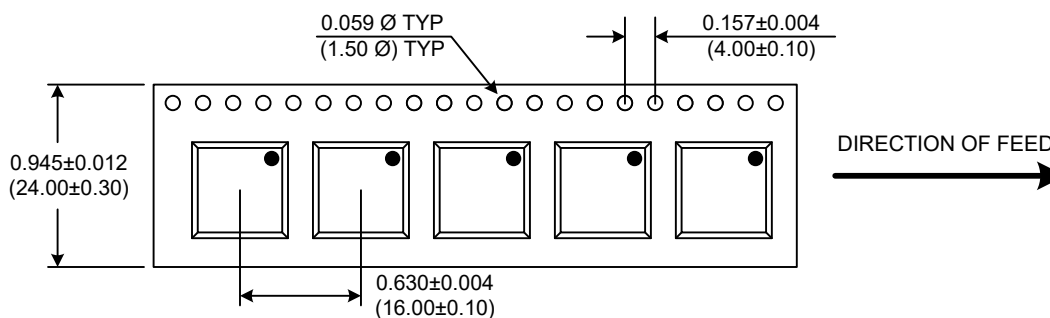




Pad	Connection
2	Vt
10	RF-OUTPUT
14	Vcc
Others	GROUND

- Unless otherwise specified, Dimensions are in:  $\frac{IN}{(mm)}$
- Pad Location Dimensions are in: Inches

**TAPE AND REEL**



Drawing not to scale

**Product Control:**

Crystek Part Number:	CVCO55CCN-1040-1100	Release Date:	09-Sep-2020
Revision Level:	A	Responsible:	C. Vales

Crystek Corporation reserves the right to make changes to its products and/or information contained herein without notice. No liability is assumed as a result of its use or application.