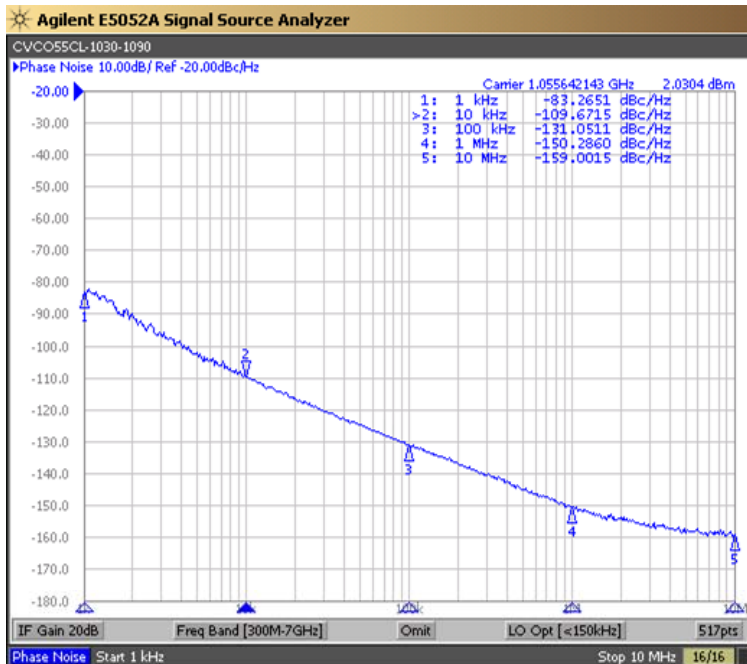
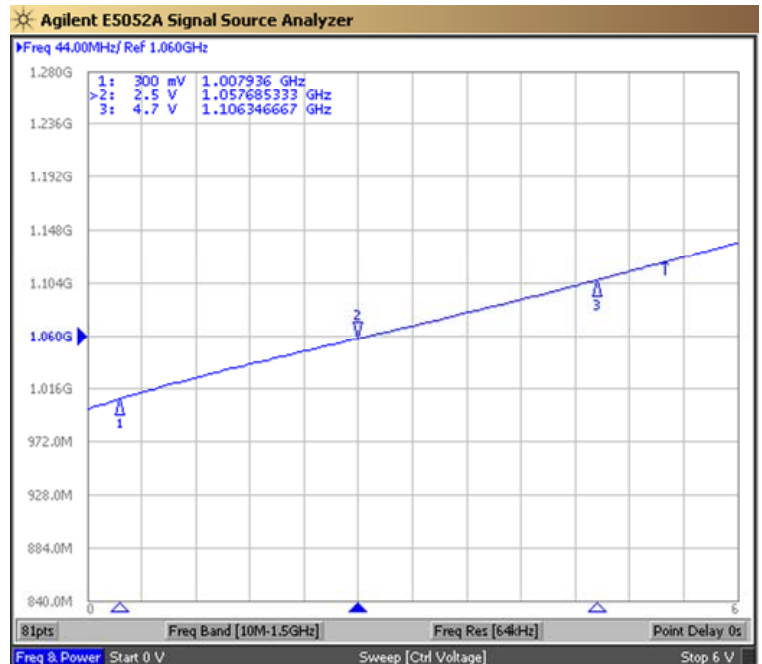


PERFORMANCE SPECIFICATION	MIN	TYP	MAX	UNITS
Lower Frequency:			1030	MHz
Upper Frequency:	1090			MHz
Tuning Voltage:	0.3		4.7	VDC
Supply Voltage:	4.75	5.0	5.25	VDC
Output Power:	-3.0	0	+3.0	dBm
Supply Current:		25	35	mA
Harmonic Suppression (2 nd Harmonic):		-15		dBc
Pushing:		0.5	1.0	MHz/V
Pulling, all Phases:		1.0	1.5	MHz pk-pk
Tuning Sensitivity:		21		MHz/V
Phase Noise @ 10kHz offset:		-110		dBc/Hz
Phase Noise @ 100kHz offset:		-131		dBc/Hz
Load Impedance:		50		Ω
Input Capacitance:			30	pF
Operating Temperature Range:	-40		+85	$^{\circ}\text{C}$
Storage Temperature Range:	-45		+90	$^{\circ}\text{C}$

Phase Noise (1 Hz BW, Typical)



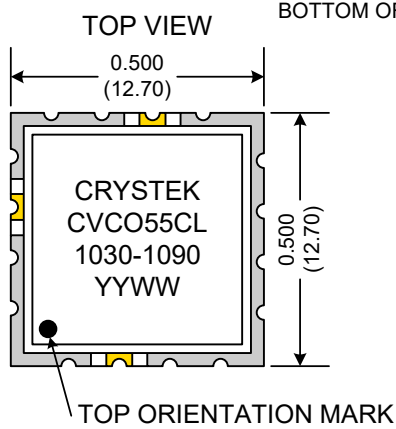
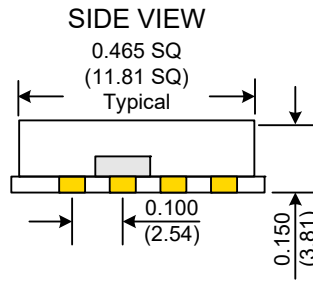
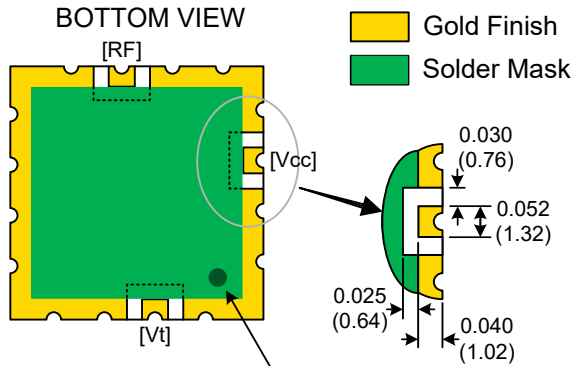
Tuning Curve (Typical)



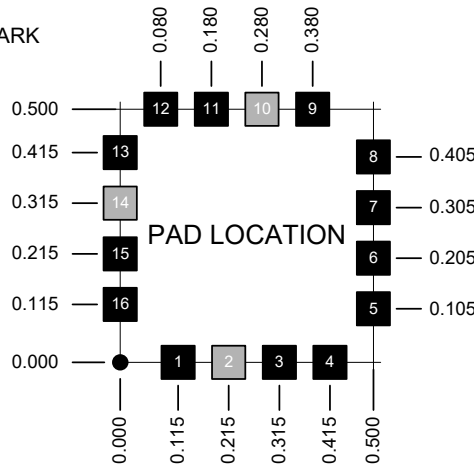
Product Control:

Crystek Part Number:	CVCO55CL-1030-1090	Release Date:	23-Mar-2022
Revision Level:	E	Responsible:	C. Vales





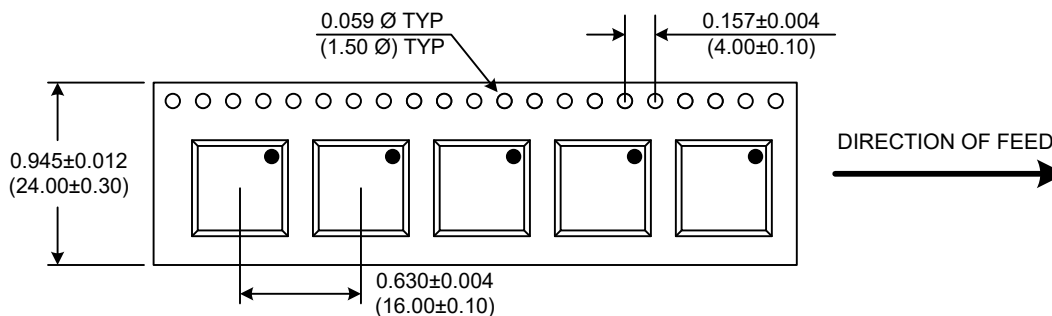
BOTTOM ORIENTATION MARK



Pad	Connection
2	Vt
10	RF-OUTPUT
14	Vcc
Others	GROUND

- Unless otherwise specified, Dimensions are in: $\frac{IN}{(mm)}$
- Pad Location Dimensions are in: Inches

TAPE AND REEL



Drawing not to scale

Product Control:

Crystek Part Number:	CVCO55CL-1030-1090	Release Date:	23-Mar-2022
Revision Level:	E	Responsible:	C. Vales

Crystek Corporation reserves the right to make changes to its products and/or information contained herein without notice. No liability is assumed as a result of its use or application.