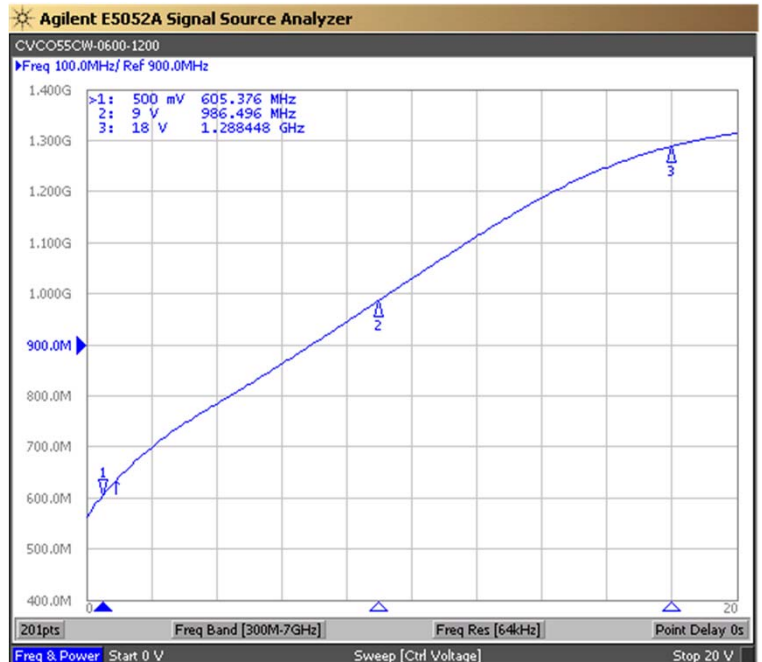
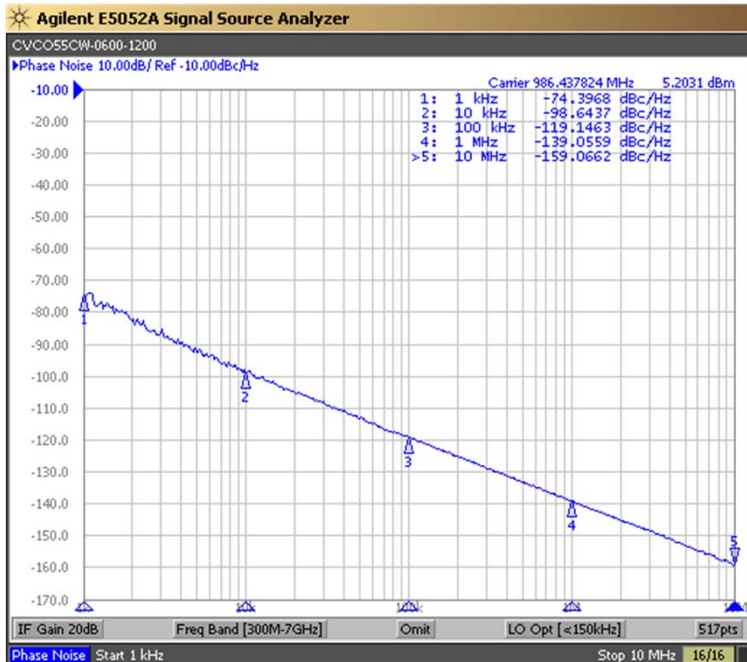




PERFORMANCE SPECIFICATION	MIN	TYP	MAX	UNITS
Lower Frequency:			600	MHz
Upper Frequency:	1200			MHz
Tuning Voltage:	0.5		18.0	VDC
Supply Voltage:	11.4	12.0	12.6	VDC
Output Power:	+2.0	+5.0	+8.0	dBm
Supply Current:		25	35	mA
Harmonic Suppression (2 nd Harmonic):		-15		dBc
Pushing:		1.5	3.0	MHz/V
Pulling, all Phases:		5.0	10.0	MHz pk-pk
Tuning Sensitivity:		45		MHz/V
Phase Noise @ 10kHz offset:		-98	-94	dBc/Hz
Phase Noise @ 100kHz offset:		-120	-116	dBc/Hz
Load Impedance:		50		Ω
Input Capacitance:			100	pF
Operating Temperature Range:	-40		+85	$^{\circ}$ C
Storage Temperature Range:	-45		+90	$^{\circ}$ C

Phase Noise (1 Hz BW, Typical)

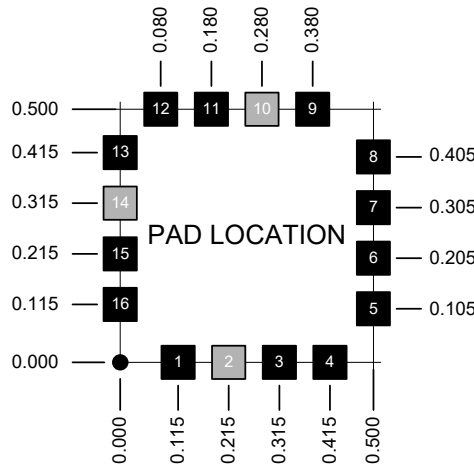
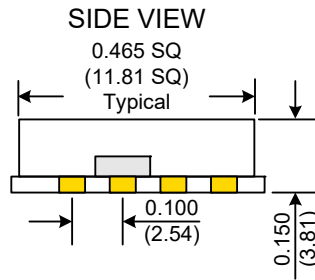
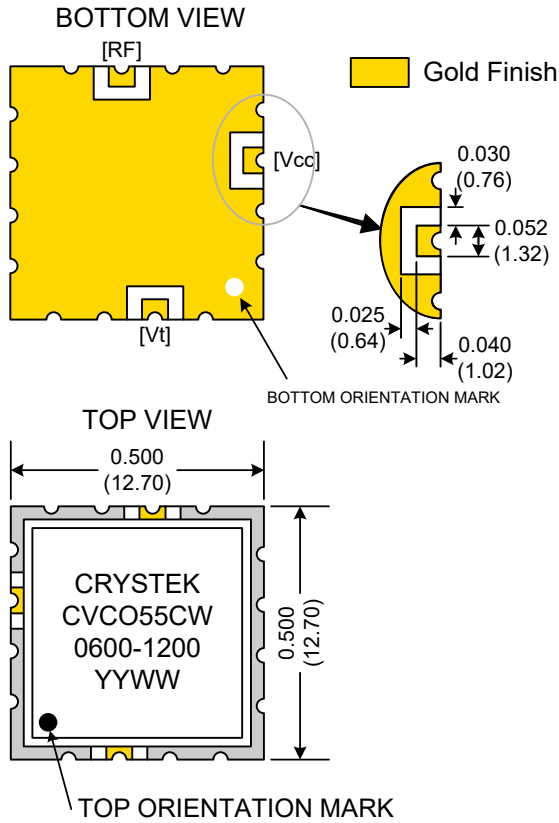
Tuning Curve (Typical)



Product Control:

Crystek Part Number:	CVCO55CW-0600-1200	Release Date:	18-Dec-2019
Revision Level:	D	Responsible:	C. Vales

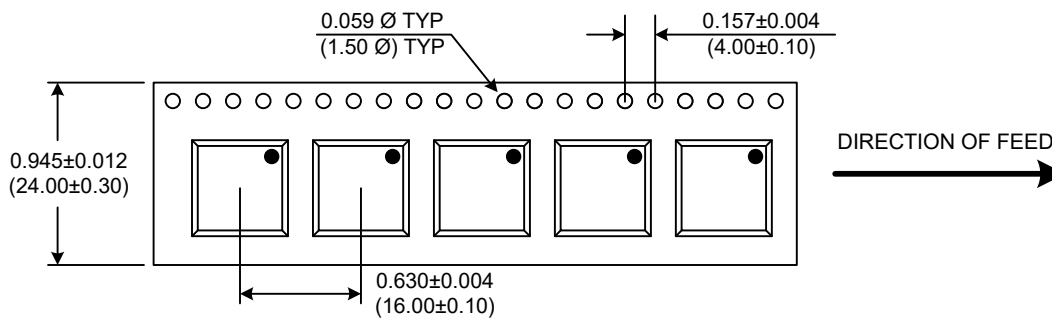




Pad	Connection
2	Vt
10	RF-OUTPUT
14	Vcc
Others	GROUND

- Unless otherwise specified, Dimensions are in: $\frac{IN}{(mm)}$
- Pad Location Dimensions are in: Inches

TAPE AND REEL



Drawing not to scale

Product Control:

Crystek Part Number:	CVCO55CW-0600-1200	Release Date:	18-Dec-2019
Revision Level:	D	Responsible:	C. Vales

Specification is subject to change without notice