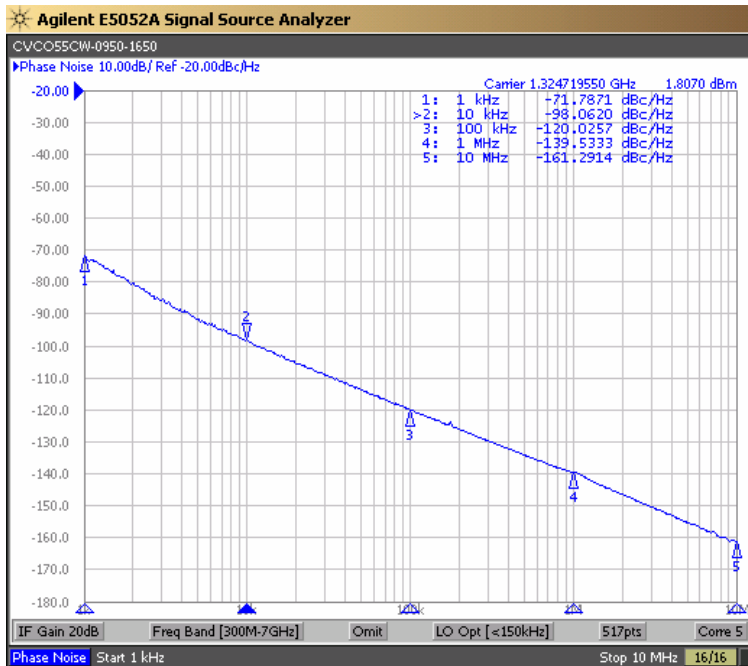


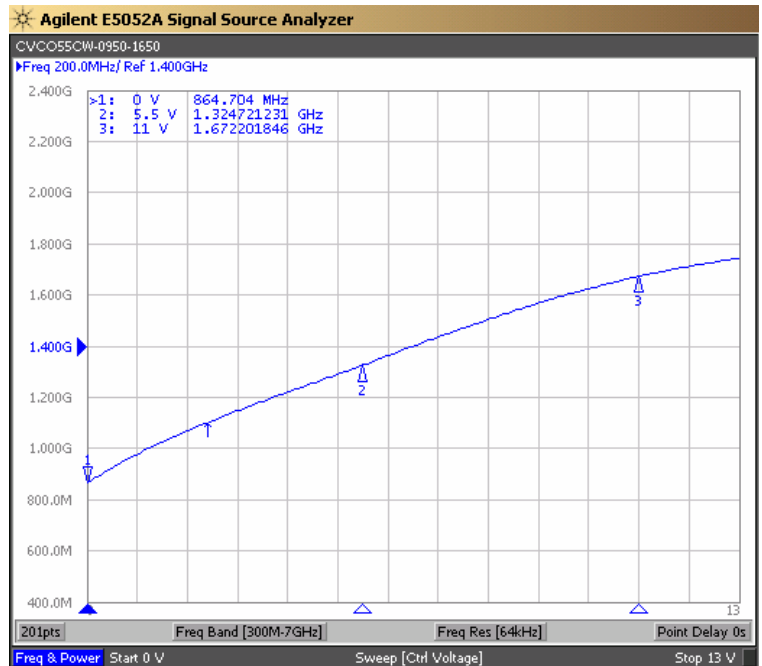


PERFORMANCE SPECIFICATION	MIN	TYP	MAX	UNITS
Lower Frequency:			950	MHz
Upper Frequency:	1650			MHz
Tuning Voltage:	0		11.0	VDC
Supply Voltage:	4.75	5.0	5.25	VDC
Output Power:	0	+3.5	+7.0	dBm
Supply Current:		15	25	mA
Harmonic Suppression (2 nd Harmonic):		-35	-25	dBc
Pushing:		1.5	3.0	MHz/V
Pulling, all Phases:		2.5	5.0	MHz pk-pk
Tuning Sensitivity:		90		MHz/V
Phase Noise @ 10kHz offset:		-100	-95	dBc/Hz
Phase Noise @ 100kHz offset:		-118	-115	dBc/Hz
Load Impedance:		50		Ω
Input Capacitance:			220	pF
Operating Temperature Range:	-40		+85	$^{\circ}$ C
Storage Temperature Range:	-45		+90	$^{\circ}$ C

Phase Noise (1 Hz BW, Typical)



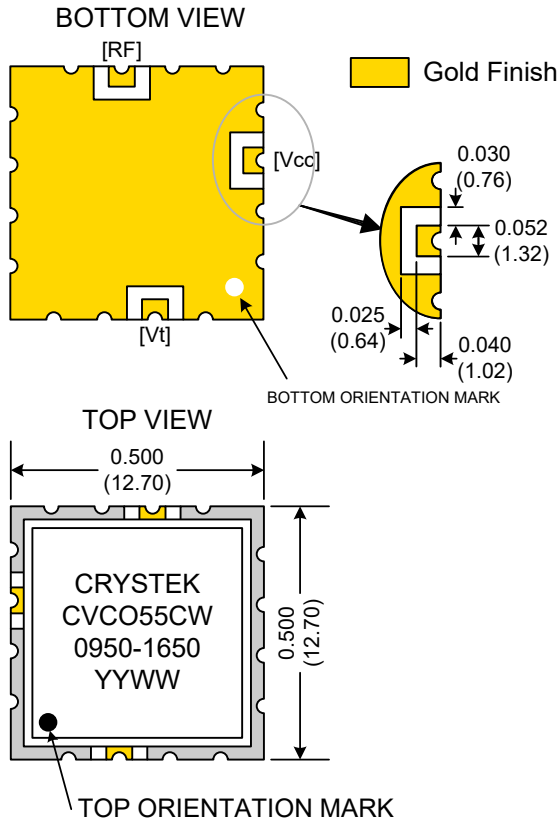
Tuning Curve (Typical)



Product Control:

Crystek Part Number:	CVCO55CW-0950-1650	Release Date:	17-Jan-2017
Revision Level:	E	Responsible:	C. Vales

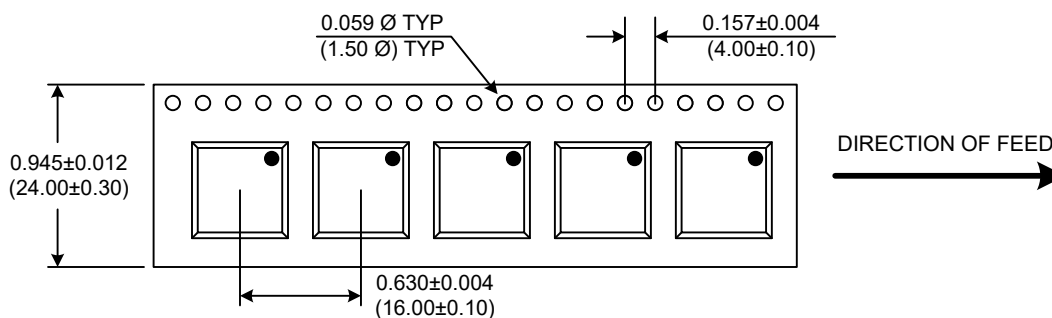




Pad	Connection
2	Vt
10	RF-OUTPUT
14	Vcc
Others	GROUND

- Unless otherwise specified, Dimensions are in: $\frac{IN}{(mm)}$
- Pad Location Dimensions are in: Inches

TAPE AND REEL



Drawing not to scale

Product Control:

Crystek Part Number:	CVCO55CW-0950-1650	Release Date:	17-Jan-2017
Revision Level:	E	Responsible:	C. Vales

Specification is subject to change without notice