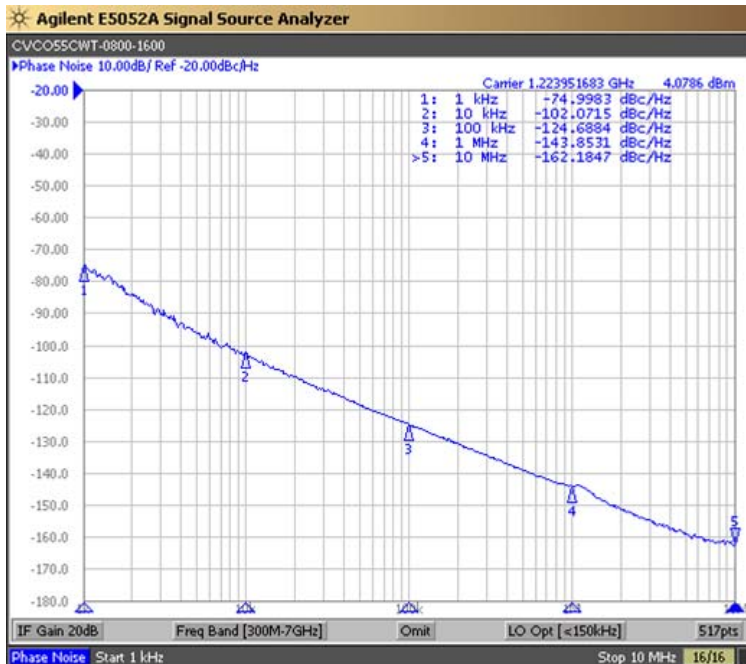


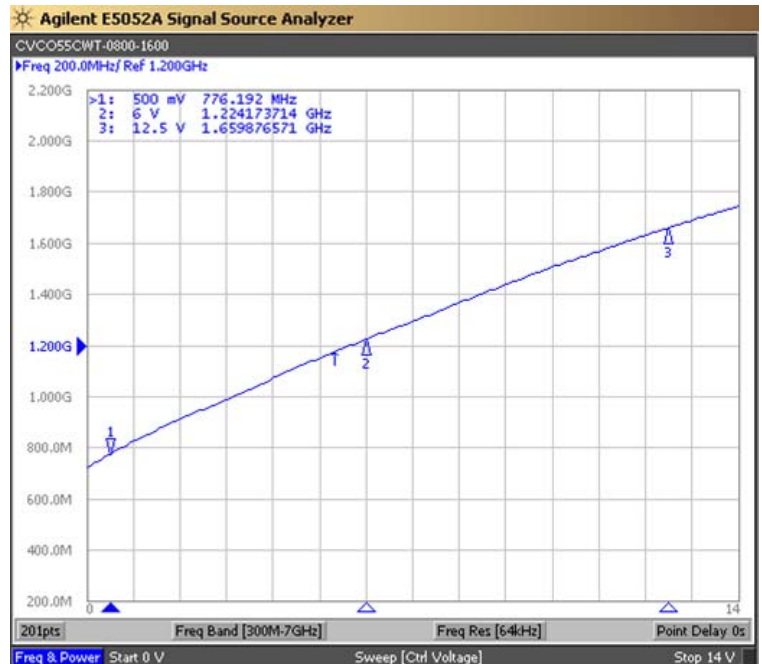


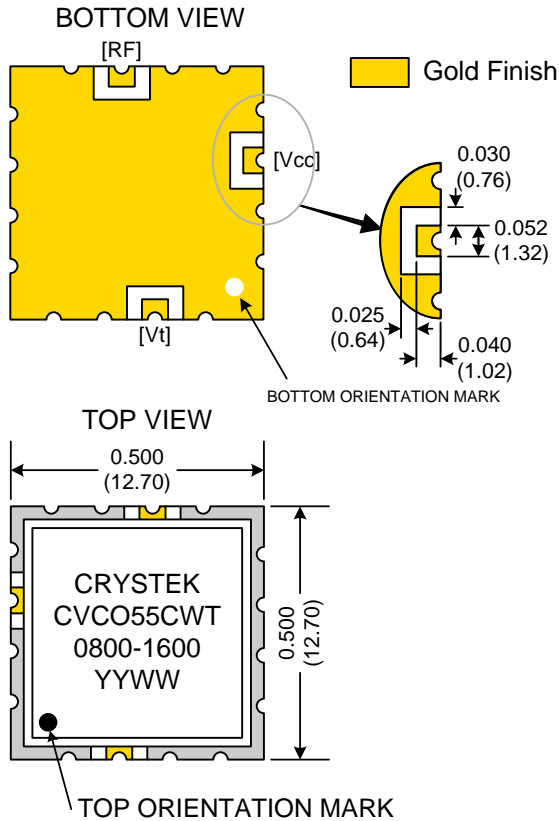
PERFORMANCE SPECIFICATION	MIN	TYP	MAX	UNITS
Lower Frequency:			800	MHz
Upper Frequency:	1600			MHz
Tuning Voltage:	0.5		12.5	VDC
Supply Voltage:	9.5	10.0	10.5	VDC
Output Power:	+3.0	+6.0	+9.0	dBm
Supply Current:		15	30	mA
Harmonic Suppression (2 nd Harmonic):		-10	-5	dBc
Pushing:		0.5	1.5	MHz/V
Pulling, all Phases:		1.5	3.0	MHz pk-pk
Tuning Sensitivity:		87		MHz/V
Phase Noise @ 10kHz offset:		-100	-95	dBc/Hz
Phase Noise @ 100kHz offset:		-121	-116	dBc/Hz
Load Impedance:		50		Ω
Input Capacitance:			47	pF
Operating Temperature Range:	-40		+85	$^{\circ}$ C
Storage Temperature Range:	-45		+90	$^{\circ}$ C

Phase Noise (1 Hz BW, Typical)



Tuning Curve (Typical)





Pad	Connection
2	Vt
10	RF-OUTPUT
14	Vcc
Others	GROUND

- Unless otherwise specified, Dimensions are in: $\frac{IN}{(mm)}$
- Pad Location Dimensions are in: Inches

TAPE AND REEL



Drawing not to scale

Product Control:

Crystek Part Number:	CVCO55CWT-0800-1600	Release Date:	13-Dec-2013
Revision Level:	E	Responsible:	C. Vales

Specification is subject to change without notice